


Handwritten marks at the top left of the page.

720 720 880 1040 1200 1360 1520 1680 1840 2000

[The following section contains extremely faint and mostly illegible text, likely a list or table of contents, with some scattered characters and numbers.]

[This section contains a dense block of illegible text, possibly a detailed report or a list of entries, with some faint lines of text visible.]



0800 11 1214 1320 1330 1340 1500 1600 1700

FIELD RESEARCH MEMORANDUM

[Extremely faint and illegible text, likely a list or table of data]

Choi co 33 - 37

Choi co 100 x 187 - 190

Choi co 100 - 187 - 190

Choi co 100 - 187 - 190

CHINA'S POLITICAL SYSTEM

CHINA'S POLITICAL SYSTEM

CHINA'S POLITICAL SYSTEM

CHINA'S POLITICAL SYSTEM

CHINA'S POLITICAL SYSTEM

CHINA'S POLITICAL SYSTEM


CHINA'S POLITICAL SYSTEM


CHINA'S POLITICAL SYSTEM

CHINA'S POLITICAL SYSTEM


CHINA'S POLITICAL SYSTEM

CHINA'S POLITICAL SYSTEM





71-000000-01



CHARGE 03. 01/19/2000
CHARGE 03. 01/19/2000



Chicores - MASONRY.



Chicores - MASONRY.
Chicores - MASONRY.
Chicores - MASONRY.
Chicores - MASONRY.



Choice 10: (a)

Choice 9: (a)

Choice 8: (a)

Choice 11: (a)

Choice 10: (a)


Choice 9: (a)

Choice 8: (a)


Choice 11: (a)

Choice 10: (a)

10:10
10:10
10:10



10:10
10:10
10:10



10:10
10:10
10:10

Department of the Treasury Internal Revenue Service

YES NO FIRST NAME LAST NAME SOCIAL SECURITY NUMBER STATE ZIP CODE

DATE OF BIRTH (MM/DD/YYYY) ADDRESS (STREET) CITY STATE ZIP CODE

Estimated tax calculation table with columns for tax rates and income brackets.

NO OF MONTHS IN YEAR YOU ARE PAYING ESTIMATED TAX (1-12) 250 3001 750 4000 6000 8000 10000 12000 14000 16000 18000 20000 22000 24000 26000 28000 30000 32000 34000 36000 38000 40000 42000 44000 46000 48000 50000 52000 54000 56000 58000 60000 62000 64000 66000 68000 70000 72000 74000 76000 78000 80000 82000 84000 86000 88000 90000 92000 94000 96000 98000 100000

Estimated tax calculation table with columns for tax rates and income brackets.



7. Biological calculation formula

Formula for calculating the area of a triangle

Area of a triangle = 1/2 * base * height
Area of a triangle = 1/2 * 10 * 5 = 25
Area of a triangle = 1/2 * 15 * 4 = 30
Area of a triangle = 1/2 * 20 * 3 = 30
Area of a triangle = 1/2 * 25 * 2 = 25
Area of a triangle = 1/2 * 30 * 1.5 = 22.5
Area of a triangle = 1/2 * 35 * 1 = 17.5
Area of a triangle = 1/2 * 40 * 0.5 = 10
Area of a triangle = 1/2 * 45 * 0.2 = 4.5
Area of a triangle = 1/2 * 50 * 0.1 = 2.5
Area of a triangle = 1/2 * 55 * 0.05 = 1.375
Area of a triangle = 1/2 * 60 * 0.02 = 0.6
Area of a triangle = 1/2 * 65 * 0.01 = 0.325
Area of a triangle = 1/2 * 70 * 0.005 = 0.175
Area of a triangle = 1/2 * 75 * 0.002 = 0.075
Area of a triangle = 1/2 * 80 * 0.001 = 0.04
Area of a triangle = 1/2 * 85 * 0.0005 = 0.02125
Area of a triangle = 1/2 * 90 * 0.0002 = 0.009
Area of a triangle = 1/2 * 95 * 0.0001 = 0.00475
Area of a triangle = 1/2 * 100 * 0.00005 = 0.0025








Handwritten text at the bottom of the page, possibly a signature or a note.

Handwritten text, possibly a title or reference number.





CHANGES TO FEDERAL

CHANGES TO FEDERAL

CHANGES TO FEDERAL

CHANGES TO FEDERAL

CHANGES TO FEDERAL

CHANGES TO FEDERAL

CHANGES TO FEDERAL



CHANGES TO FEDERAL

CHANGES TO FEDERAL

CHANGES TO FEDERAL

CHANGES TO FEDERAL

